



District Report Card: 2017


State: Sikkim	District: South Sikkim
Class: 5	Subject: Language
Schools: 59	Students: 667


Participation/Coverage


Students

<div>GENDER</div> <div></div>	Boys		Girls	
	Number	%	Number	%
	316	47.38	351	52.62

<div>AREA</div> <div></div>	Rural		Urban	
	Number	%	Number	%
	573	85.91	94	14.09

<div>CATEGORY</div> <div></div>	SC		ST		OBC		GEN	
	Number	%	Number	%	Number	%	Number	%
	66	9.90	183	27.44	349	52.32	69	10.34

<div>CWSN</div> <div></div>	LD	VI	HI	S&LD	ID	Oth
	4	2	1	2	2	5

<div>Management</div> <div></div>	Government		Government-aided	
	Number	%	Number	%
	640	95.95	27	4.05

Average Performance of Students in Language (%)

Overall	Gender		Area		Management		Social Group			
	Male	Female	Rural	Urban	Govt.	Aided	SC	ST	OBC	GEN
49.13	47.85	50.28	49.31	48.01	49.23	46.67	47.07	49.25	48.67	53.04

Performance on Learning Outcomes (LOs)

Learning Outcomes	Description	Average Performance(%)
L504	Reads and comprehends independently storybooks, news items/ headlines, advertisements etc.	48.88
L508	Reads text with comprehension, locates details and sequence of events	49.25

Range of Performance of Students who Answered Correctly							
Below 30%		30% - 50%		50% - 75%		Above 75%	
Number	%	Number	%	Number	%	Number	%
118	17.69	229	34.33	260	38.98	60	9.00

Lowest Performing Learning Outcomes (LOs)

- 1 - Reads and comprehends independently storybooks, news items/ headlines, advertisements etc. (48.88)
- 2 - Reads text with comprehension, locates details and sequence of events (49.25)